





Printing GAME/MATCH DAY ROSTER


- Match Day Roster Card can be PRINTED 3 Days Prior to Game.
- Match Roster can be printed by COACHES LOGGING INTO GOT SPORT ACCOUNT
- ON DASHBOARD > TEAM MANAGEMENT > MATCHES
- FAR RIGHT THREE ELIPSES “...” > Print Match Card

Step 1:

From your Dashboard, Select "Team Management".

GotSport

 1101



Jared Hirschowitz

jared@gotsport.com

Edit

DOB

01/05/1985

Phone

12-345-6789

Address

123 Main St
Apt 7G
New York, NY 10075
US

Mobile Phone Number

[View Full Profile](#)

Dashboard


Account


Reporting

Team Management

Program Registrations

Forms





Clovis Crossfire

Clovis,, CA, US

Role	Level	Affiliate
coach		

Step 2:

On the Left select "Matches".

GotSport

1101

Jared Hirschowitz

jared@gotsport.com

Edit

DOB

01/05/1985

Phone

12-345-6789

Address

123 Main St
Apt 7G
New York, NY 10075
US

Mobile Phone Number

[View Full Profile](#)

Dashboard

Account

Reporting

Team Management

Program Registrations

Forms

Teams

Registrations

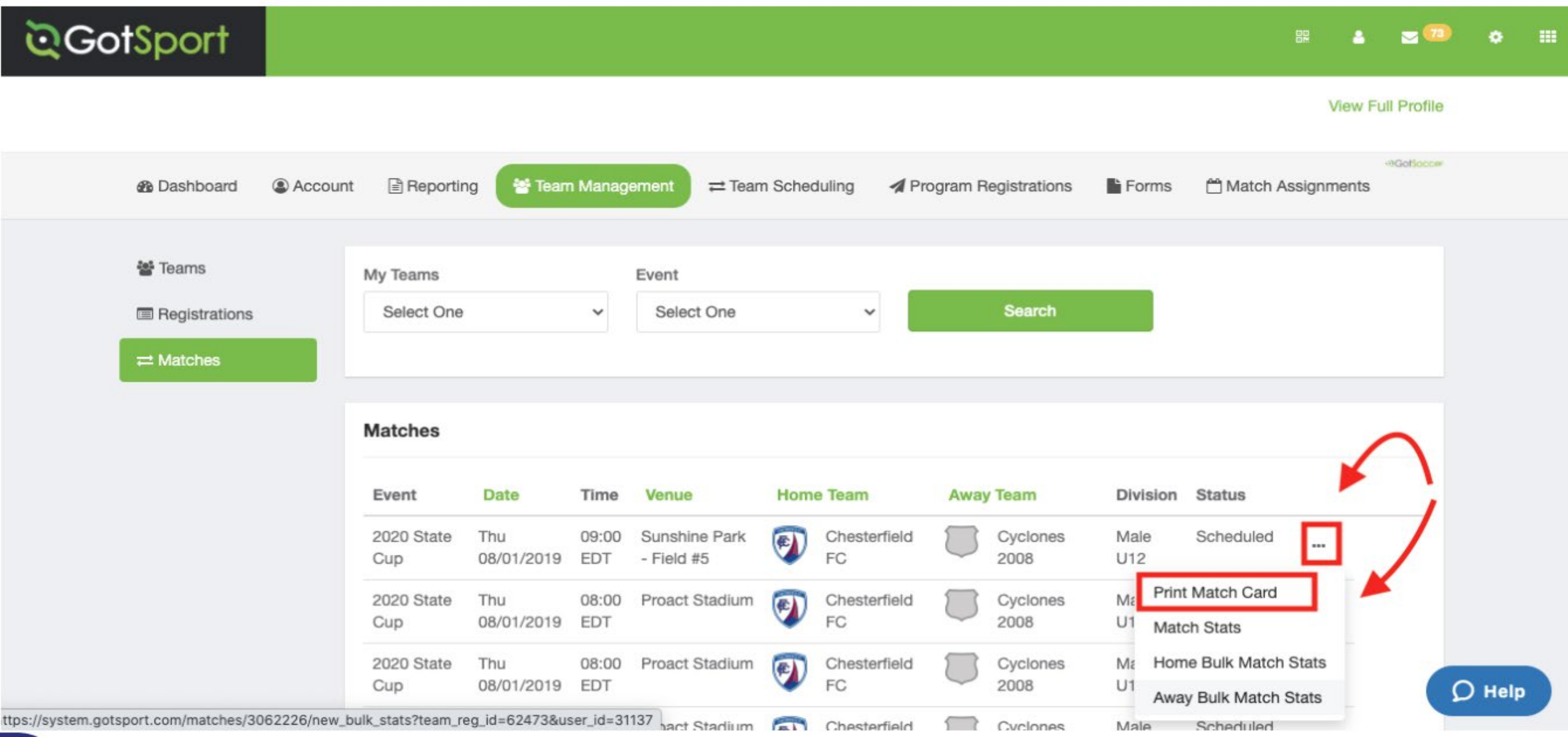
Matches

Teams

Name	Coach	Level	Age	Gender
07 Girls Academy	Hirschowitz, Jared	Girls Academy	U14	Female
Pink Eagles	Hirschowitz, Jared		U11	Male
Test Team Luis		MLS Youth	U18	Male

Step 3:

On the right, click the "Three Dots" and select "Print Match Card".



The screenshot shows the GotSport web application interface. The top navigation bar includes the GotSport logo and several icons. Below this is a secondary navigation bar with links to Dashboard, Account, Reporting, Team Management (highlighted), Team Scheduling, Program Registrations, Forms, and Match Assignments. On the left side, there are links for Teams, Registrations, and Matches (highlighted). The main content area displays a 'Matches' section with a search filter and a table of matches. The table has columns for Event, Date, Time, Venue, Home Team, Away Team, Division, and Status. The first row of the table is highlighted, and a red box is drawn around the 'Three Dots' menu icon in the Status column. A red arrow points from this icon to a dropdown menu that contains the following options: 'Print Match Card', 'Match Stats', 'Home Bulk Match Stats', and 'Away Bulk Match Stats'. The 'Print Match Card' option is highlighted with a red box.

GotSport

View Full Profile

Dashboard Account Reporting **Team Management** Team Scheduling Program Registrations Forms Match Assignments

Teams Registrations **Matches**

My Teams Event

Select One Select One Search

Matches

Event	Date	Time	Venue	Home Team	Away Team	Division	Status
2020 State Cup	Thu 08/01/2019	09:00 EDT	Sunshine Park - Field #5	Chesterfield FC	Cyclones 2008	Male U12	Scheduled
2020 State Cup	Thu 08/01/2019	08:00 EDT	Proact Stadium	Chesterfield FC	Cyclones 2008	Male U12	Scheduled
2020 State Cup	Thu 08/01/2019	08:00 EDT	Proact Stadium	Chesterfield FC	Cyclones 2008	Male U12	Scheduled

Print Match Card
Match Stats
Home Bulk Match Stats
Away Bulk Match Stats

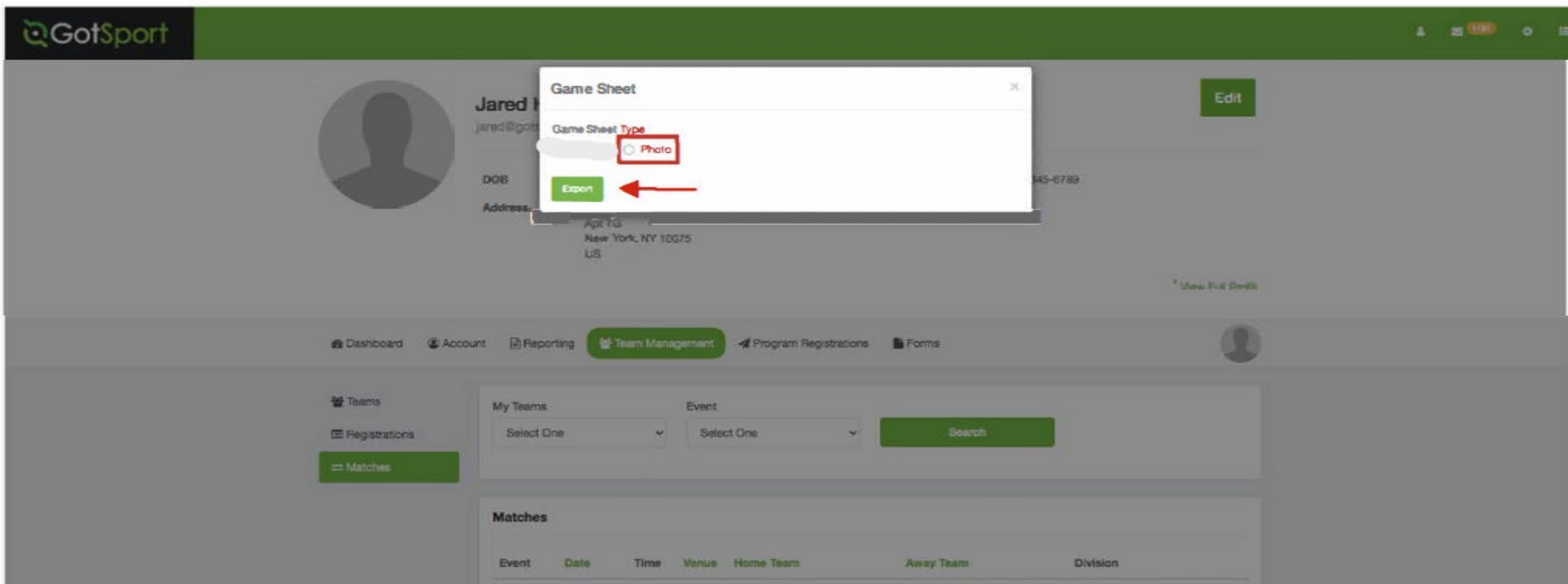
Help

https://system.gotsport.com/matches/3062226/new_bulk_stats?team_reg_id=62473&user_id=31137

Step 4:

Once the window pops up you will select **Photo**

Photo: This will show your Team (With Photos).



Here is an example of what that "Export" will look like when you select **Photo**.

[illegible]